

**2007 KOP Checklist - RED TOTE**

Container	Bag	Part Description & Number	Qty	Photo
<input type="checkbox"/> Red Tote	Battery Box	Battery 12 volt, 18 AH, Non-Spillable  PN: ES17-12	2	
<input type="checkbox"/> Red Tote	BWC bag	Concentric bushing Size 2  PN: B2	2	
<input type="checkbox"/> Red Tote	BWC bag	Eccentric bushing Size 2  PN: BX2	2	
<input type="checkbox"/> Red Tote	BWC bag	Steel wheel Size 2  PN: W2	4	
<input type="checkbox"/> Red Tote	Loose	Accumulator Volume tank, 2" bore by 6" long  PN: AVT-32-16	2	
<input type="checkbox"/> Red Tote	Loose	Battery Charger 12V, 6Amp automatic  PN: CXC-2005	1	
<input type="checkbox"/> Red Tote	Loose	Chain #35, 10' length  PN:	1	

**2007 KOP Checklist - RED TOTE**

Container	Bag	Part Description & Number	Qty	Photo
<input type="checkbox"/> Red Tote	Loose	Coupler, Denso motor black, injection molded plastic  PN: DEKA	1	
<input type="checkbox"/> Red Tote	Loose	Coupler, Keyang motor 9 teeth  PN: TBD	2	
<input type="checkbox"/> Red Tote	Loose	Denso Window Motor 12V DC, RH or LH  PN: 262100-3030 or 262100-3040	1	
<input type="checkbox"/> Red Tote	Loose	DIN rail (1/2 m) 1 meter  PN: 199-DR1	2	
<input type="checkbox"/> Red Tote	Loose	FisherPrice Motor 12 VDC, #9012, w/19T #7 Gearbox (white OR black)  PN: 00968-2911 (motor = 9012)	2	
<input type="checkbox"/> Red Tote	Loose	Globe Motor 12Vdc with drive assembly  PN: 409A587	2	
<input type="checkbox"/> Red Tote	Loose	Joystick , Analog AVB Top Shot Analog  PN: GC-1000FR	2	




**2007 KOP Checklist - RED TOTE**

Container	Bag	Part Description & Number	Qty	Photo
<input type="checkbox"/> Red Tote	Loose	Keyang motor, Left  PN: 16627960	1	
<input type="checkbox"/> Red Tote	Loose	Keyang motor, Right  PN: 16627961	1	
<input type="checkbox"/> Red Tote	Loose	LabVIEW Software Student Edition  PN: National Instruments	1	
<input type="checkbox"/> Red Tote	Loose	Lead Screw w/ nut  PN: BZ8050 X 13"	1	
<input type="checkbox"/> Red Tote	Loose	Mabuchi Motor 12V DC motor  PN: RS-545SH-2485	1	
<input type="checkbox"/> Red Tote	Loose	Quick-Disconnect Battery Connector #6 wire pair, red & black, 12" tail  PN: 6331G1	4	
<input type="checkbox"/> Red Tote	Loose	Tie wraps, 4" UNIRAP, 4", red, 100 ct  PN: CT18075C2	1	

**2007 KOP Checklist - RED TOTE**

Container	Bag	Part Description & Number	Qty	Photo
<input type="checkbox"/> Red Tote	Loose	Tie wraps, 8" UNIRAP, 8", red, 100 ct  PN: CT50175C2	1	
<input type="checkbox"/> Red Tote	Loose	Wire, 6AWG, Black 10', #6 AWG, Black  PN: M3391-101	1	
<input type="checkbox"/> Red Tote	Loose	Wire, 6AWG, Red 10', #6 AWG, Red  PN: M3391-102	1	
<input type="checkbox"/> Red Tote	N/A	Red Tote  PN: FP242-DQ	1	
<input type="checkbox"/> Red Tote	Power Distribution Block bag	Center jumper  PN: 1492-CJJ12-4	2	
<input type="checkbox"/> Red Tote	Power Distribution Block bag	End anchor  PN: 1492-EAHJ35	3	
<input type="checkbox"/> Red Tote	Power Distribution Block bag	End barrier  PN: 1492-EBJ16	2	

**2007 KOP Checklist - RED TOTE**

	Container	Bag	Part Description & Number	Qty	Photo
<input type="checkbox"/>	Red Tote	Power Distribution Block bag	Terminal Block, black  PN: 1492-J16-BL	4	
<input type="checkbox"/>	Red Tote	Power Distribution Block bag	Terminal Block, red  PN: 1492-J16-RE	4	
<input type="checkbox"/>	Red Tote	Target kit	Light Target pack Pack includes 2 bulbs (Green, 12") and a transformer  PN:	8	

**2007 KOP Checklist - BLUE TOTE**

	Container	Bag	Part Description & Number	Qty	Photo
<input type="checkbox"/>	Blue Tote	Backup battery bag	Backup Battery 7.2V NiCad  PN: 6N-700AAC	1	
<input type="checkbox"/>	Blue Tote	Backup battery bag	backup battery adapter  PN: TBD	1	
<input type="checkbox"/>	Blue Tote	Backup battery bag	Backup battery charger 7.2V NiCad Charger  PN: TBD	1	
<input type="checkbox"/>	Blue Tote	Banebots box	Gearmotor & wire 12VDC, 64:1 gear ratio  PN: MP-36064-540	1	
<input type="checkbox"/>	Blue Tote	Banebots box	Motor, RS540 12VDC  PN: M2-RS540-120	1	
<input type="checkbox"/>	Blue Tote	Diagnostic light bag	Panel signal device 12V Light  PN: 855PB-B12ME522	1	
<input type="checkbox"/>	Blue Tote	Diagnostic light bag	Relay base  PN: 700-HN121	1	

**2007 KOP Checklist - BLUE TOTE**

Container	Bag	Part Description & Number	Qty	Photo
<input type="checkbox"/> Blue Tote	Diagnostic light bag	Solid state relay  PN: 700-SKOC2Z25	1	
<input type="checkbox"/> Blue Tote	Drive train bag	Master Link for Chain #35 Link  PN:	2	
<input type="checkbox"/> Blue Tote	Drive train bag	Output sprocket 15 Tooth, 1/2" bore, 1/8" keyway  PN:	2	
<input type="checkbox"/> Blue Tote	Drive train bag	Wheel Bearings, R8 1/2" ID, 1 1/8" OD  PN:	8	
<input type="checkbox"/> Blue Tote	Drive train bag	Wheel sprocket, 24 tooth #35, 1.25" bore, 1/4" hub, #10 mntg holes in a 1.875" D circle  PN:	2	
<input type="checkbox"/> Blue Tote	Electrical bag	Battery Connector Safety Plug  PN: AM-0075	8	
<input type="checkbox"/> Blue Tote	Electrical Bag	Muffin Fan (Large) 12 Vdc  PN: 4212/19H-490 OR 4112N/12GL	2	

**2007 KOP Checklist - BLUE TOTE**

Container	Bag	Part Description & Number	Qty	Photo
<input type="checkbox"/> Blue Tote	Electrical Bag	Muffin fan (mini) 12 Vdc  PN: 412	6	
<input type="checkbox"/> Blue Tote	igus bag	Aluminum Shafting 5/8" D, 18" Hard Anodized  PN: AWI-10	2	
<input type="checkbox"/> Blue Tote	igus bag	Aluminum Shafting 3/8" D, 18" Hard Anodized  PN: AWI-06	1	
<input type="checkbox"/> Blue Tote	igus bag	Cable carrier Energy Chain, 1 meter  PN: 045-20-018-0	1	
<input type="checkbox"/> Blue Tote	igus bag	Flange Bearing Iglide, 5/8"  PN: JFI-1012-12	4	
<input type="checkbox"/> Blue Tote	igus bag	Flange Bearing 3/8", 2 hole  PN: EFOI-06	2	
<input type="checkbox"/> Blue Tote	igus bag	Linear Bearing 5/8"  PN: RJI-01-10	2	



**2007 KOP Checklist - BLUE TOTE**

Container	Bag	Part Description & Number	Qty	Photo
<input type="checkbox"/> Blue Tote	igus bag	Mounting kit Energy Chain mounting kit  PN: 0450-20-12	1	
<input type="checkbox"/> Blue Tote	igus bag	Pillow block 5/8" Igubal  PN: KSTI-10	2	
<input type="checkbox"/> Blue Tote	igus bag	Rod End Bearing 5/8"  PN: EBRI-10 R	2	
<input type="checkbox"/> Blue Tote	igus bag	Rod end Bearing 3/8"  PN: EBRI-06 R	2	
<input type="checkbox"/> Blue Tote	igus bag	Sleeve Bearing Iglide, 5/8"  PN: JSI-1012-12	4	
<input type="checkbox"/> Blue Tote	igus bag	Thrust washer Iglide M250, 5/8" ID  PN: MTI-10	4	
<input type="checkbox"/> Blue Tote	Loose	2.5" CIM Motor 12V DC, 2.5" diameter  PN: FR801-001	2	

**2007 KOP Checklist - BLUE TOTE**

Container	Bag	Part Description & Number	Qty	Photo
<input type="checkbox"/> Blue Tote	Loose	3" CIM Motor 12VDC  PN: FP801-005	1	
<input type="checkbox"/> Blue Tote	Loose	Air Compressor 12VDC  PN: 405ADC38/12	1	
<input type="checkbox"/> Blue Tote	Loose	Blue Tote  PN: FP242-DQ	1	
<input type="checkbox"/> Blue Tote	Loose	HDPE Panel 16" x 8" (nom) x 1/8"  PN: Plastic Supply	2	
<input type="checkbox"/> Blue Tote	Loose	Pneumatic tubing (1/4 OD x 0.160 ID) x 100' length, green  PN: 1J-151-046	1	
<input type="checkbox"/> Blue Tote	Loose	Swim ring - blue  PN:	1	
<input type="checkbox"/> Blue Tote	Loose	Swim ring - red  PN:	1	








**2007 KOP Checklist - BLUE TOTE**

Container	Bag	Part Description & Number	Qty	Photo
<input type="checkbox"/> Blue Tote	Loose	Transmission 12:1 planetary for 2.5" CIM motor  PN: GP-56012	2	
<input type="checkbox"/> Blue Tote	Loose	Wheel 6" diameter  PN: am-0111	4	
<input type="checkbox"/> Blue Tote	Media packet	Circuit Cellar  PN:	1	
<input type="checkbox"/> Blue Tote	Media packet	EasyC Pro Software Packet  PN:	1	
<input type="checkbox"/> Blue Tote	Media packet	FedEx Envelope  PN:	1	
<input type="checkbox"/> Blue Tote	Media packet	Nuts and Volts Magazine  PN:	1	
<input type="checkbox"/> Blue Tote	Media packet	Robot Magazine  PN:	1	

**2007 KOP Checklist - BLUE TOTE**

Container	Bag	Part Description & Number	Qty	Photo
<input type="checkbox"/> Blue Tote	Media packet	Robotics Automation Magazine  PN:	1	
<input type="checkbox"/> Blue Tote	Media packet	Safety DVD  PN:	1	
<input type="checkbox"/> Blue Tote	Media packet	SERVO Magazine  PN:	1	
<input type="checkbox"/> Blue Tote	Pneumatics bag	Brass bag  PN:	1	
<input type="checkbox"/> Blue Tote	Pneumatics bag	Main Regulator Mounting Kit Bracket and Nut  PN: 18-025-003	1	
<input type="checkbox"/> Blue Tote	Pneumatics bag	Main Regulator, adjustable  PN: R07-100-RNEA	1	
<input type="checkbox"/> Blue Tote	Pneumatics bag	Pressure Gauge 1/8" NPT, 0 - 160 psi  PN: 9690242	1	








**2007 KOP Checklist - BLUE TOTE**

Container	Bag	Part Description & Number	Qty	Photo
<input type="checkbox"/> Blue Tote	Pneumatics bag	Pressure Gauge 1/8" NPT, 0 - 160 psi  PN: 18-013-212	1	
<input type="checkbox"/> Blue Tote	Pneumatics bag	Pressure Switch Opens 115psi; Closes 95psi  PN: SM-2B-115R/443	1	
<input type="checkbox"/> Blue Tote	Pneumatics bag	Relief Valve 120 psi relief valve  PN: 16-004-011	1	
<input type="checkbox"/> Blue Tote	Pneumatics bag	Secondary Reg Bracket Mounting bracket  PN: 13536	1	
<input type="checkbox"/> Blue Tote	Pneumatics bag	Secondary Regulator  PN: 101-3002-1	1	
<input type="checkbox"/> Blue Tote	Pneumatics bag	Solenoid valve 12V DC solenoid single valve  PN: 13026684	1	
<input type="checkbox"/> Blue Tote	Pneumatics bag	Teflon tape roll, 1/4" x 520'  PN:	1	




**2007 KOP Checklist - BLUE TOTE**

Container	Bag	Part Description & Number	Qty	Photo
<input type="checkbox"/> Blue Tote	Pneumatics bag	Vibration Isolators  PN: SMB003-0100-2	3	
<input type="checkbox"/> Blue Tote	Sensor bag	Latex Tubing 1/4" ID x 3/8" OD x 5' L  PN: 5234k44	2	
<input type="checkbox"/> Blue Tote	Sensor bag	Microswitch  PN: V7-2817D8-408	2	
<input type="checkbox"/> Blue Tote	Terminal bag	Quick Disconnect, female 22-18ga, .250d, FASTON  PN: 2-520407-2	8	
<input type="checkbox"/> Blue Tote	Terminal bag	Quick Disconnect, female 10-12ga, .250d, FASTON  PN: 4-520448-2	14	
<input type="checkbox"/> Blue Tote	Terminal bag	Quick Disconnect, female 16-14ga, .250d, FASTON  PN: 3-520408-2	4	
<input type="checkbox"/> Blue Tote	Terminal bag	Quick Disconnect, male 12-10ga, .250d  PN: 4-521098-2	14	

**2007 KOP Checklist - BLUE TOTE**





	Container	Bag	Part Description & Number	Qty	Photo
<input type="checkbox"/>	Blue Tote	Terminal bag	Ring Terminal PIDG, #6 stud, 24-20AWG  PN: 323986	10	
<input type="checkbox"/>	Blue Tote	Terminal bag	Ring Terminal #6ga- 1/4" stud, Plasti-Grip  PN: 52042-3	4	
<input type="checkbox"/>	Blue Tote	Terminal bag	Ring Terminal #6ga- #10 stud, Plasti-Grip  PN: 52043-2	6	
<input type="checkbox"/>	Blue Tote	Terminal bag	Ring Terminal #6ga- 3/8" stud, Plasti-Grip  PN: 52264-1	6	
<input type="checkbox"/>	Blue Tote	Terminal bag	Ring Terminal 12-10ga Ring Lugs, PIDG  PN: 35149	20	
<input type="checkbox"/>	Blue Tote	Terminal bag	Ring Terminal PIDG, #6 stud, 22-16 AWG  PN: 36149	6	
<input type="checkbox"/>	Blue Tote	Terminal bag	Ring Terminal PIDG, #6 stud, 16-14AWG  PN: 320619	6	

**2007 KOP Checklist - BLUE TOTE**





Container	Bag	Part Description & Number	Qty	Photo
<input type="checkbox"/> Blue Tote	Terminal bag	Terminal housing  PN: 12064749	2	
<input type="checkbox"/> Blue Tote	Terminal bag	Terminal Lugs 6-14 ga solderless lug  PN: KPA4C	8	
<input type="checkbox"/> Blue Tote	Terminal bag	Terminals (for keyang motor)  PN: 12015860	4	
<input type="checkbox"/> Blue Tote	TSC bag	ATC Fuse Panel 12 position  PN: 15600-12-21	1	
<input type="checkbox"/> Blue Tote	TSC bag	ATC Fuse Panel 6 position  PN: 15600-06-21	1	
<input type="checkbox"/> Blue Tote	TSC bag	Circuit Breaker 120A, Automotive style  PN: CB3-SM-120	1	
<input type="checkbox"/> Blue Tote	TSC bag	Maxi Style Fuse Block Gold Plated, 4 position  PN: JEF-531D	1	






**2007 KOP Checklist - BLUE TOTE**

Container	Bag	Part Description & Number	Qty	Photo
<input type="checkbox"/> Blue Tote	Vacuum bag	Fitting 1/8" x 4mm  PN: 3101 04 10	2	
<input type="checkbox"/> Blue Tote	Vacuum bag	Pneumatic tubing 4mm x 15' L  PN: XX-156-XX	1	
<input type="checkbox"/> Blue Tote	Vacuum Bag	Vacuum cup green  PN: FC75P.4E.07UF	1	
<input type="checkbox"/> Blue Tote	Vacuum Bag	Vacuum Generator Venturi valve, P2010 series  PN: 01.07.996	1	



**2007 KOP Checklist - E-KIT**

Container	Bag	Part Description & Number	Qty	Photo
<input type="checkbox"/>	E-kit	Control System 9-Pin Cable (F/F), Tether DB9 Female/Female, 6', Shielded  PN: CABLE-DB9-6FT-FF	1	
<input type="checkbox"/>	E-kit	Control System 9-Pin Cable (M/F) (Black) DB9 M/F, 6', Shielded  PN: CABLE-DB9-6FT-MF	3	
<input type="checkbox"/>	E-kit	Control System Circuit Breaker Bag 20Ax4, 30Ax2, 40Ax4  PN: CB-20A, CB-30A, CB-40A	1	
<input type="checkbox"/>	E-kit	Control System MPLAB CBOT Compiler MicroChip Software  PN: C-BOT-COMPILER	1	
<input type="checkbox"/>	E-kit	Control System Operator Interface Unit  PN: ROBOT-OI	1	
<input type="checkbox"/>	E-kit	Control System PWM/Relay Cable Hitec/JR-style, 36" Long  PN: CABLE-PWM-36	8	
<input type="checkbox"/>	E-kit	Control System PWM/Relay Y Cable Hitec/JR-style, 24" Long  PN: CABLE-PWM-Y	2	




**2007 KOP Checklist - E-KIT**

Container	Bag	Part Description & Number	Qty	Photo
<input type="checkbox"/>	E-kit	Control System Radio Modem for Operator Interface RS-422, 9 pin M, metal antenna  PN: IFI-OI-RADIO-A	1	
<input type="checkbox"/>	E-kit	Control System Radio Modem for Robot Controller RS-422, 9 pin M, rubber antenna  PN: IFI-RC-RADIO-A	1	
<input type="checkbox"/>	E-kit	Control System Relay Module (Spike) 12V, 20A Max  PN: SPIKE-RELAY-H	4	
<input type="checkbox"/>	E-kit	Control System Robot Controller Unit  PN: ROBOT-RC	1	
<input type="checkbox"/>	E-kit	Control System Speed Controller (Victor 884) VICTOR-884-12-12  PN: FR-VIC884	4	
<input type="checkbox"/>	E-kit	Control System Wall Adapter - OI AC/DC Adapter 9 Vdc  PN: AC-ADAPTOR-OI	1	
<input type="checkbox"/>	E-kit	Vision kit Camera Module Camera lens, PCB, and TTL-232 converter  PN: CAMERA-CMU-2	1	





**2007 KOP Checklist - E-KIT**

	Container	Bag	Part Description & Number	Qty	Photo
<input type="checkbox"/>	E-kit	Vision kit	Pan/Tilt Brackets 3 Brackets plus h/w  PN: FRC-PANTILT-01	1	 <p>Camera Pan/Tilt Bracket Kit</p>
<input type="checkbox"/>	E-kit	Vision kit	Servo 42 oz./in. peak torque, 0.19 sec./60°  PN: FR HS-322	2	





**2007 KOP Checklist - KITBOT**

Container	Bag	Part Description & Number	Qty	Photo
<input type="checkbox"/>	Kitbot	Kitbot box  Bishop Wisecarver Track Steel, 38"L, size 2  PN: TS2	2	
<input type="checkbox"/>	Kitbot	Kitbot box  Bumper, C-Channel Metal C-Channel, 37"  PN: KITBOT-BUMPER	2	 <small>BUMPERS - (2 EA.)</small>
<input type="checkbox"/>	Kitbot	Kitbot box  Chassis Stiffener Angle Bracket, 6"  PN: KITBOT-STIFFENER	4	
<input type="checkbox"/>	Kitbot	Kitbot box  End Cap U-shaped C-Channel  PN: KITBOT-ENDCAP	4	 <small>ENDCAPS (4 EA.)</small>
<input type="checkbox"/>	Kitbot	Kitbot box  Hardware Kit Misc Hardware  PN: FRC-KITBOT-HDWR-A	1	 <small>HARDWARE KIT</small>
<input type="checkbox"/>	Kitbot	Kitbot box  Hardware Kit Misc Hardware  PN: FRC-KITBOT-HDWR-B	1	 <small>HARDWARE KIT</small>
<input type="checkbox"/>	Kitbot	Kitbot box  Main Chassis Rail Rail  PN: KITBOT-RAIL	4	 <small>RAILS (4 EA.)</small>



**2007 KOP Checklist - KITBOT**

	Container	Bag	Part Description & Number	Qty	Photo
<input type="checkbox"/>	Kitbot	Kitbot box	Transmission Angle Bracket  PN: KITBOT-BBMNT-ANGLE	2	
<input type="checkbox"/>	Kitbot	Kitbot box	Transmission Hardware Kit Misc Hardware  PN: FRC-KITBOT-BB-HDWR	1	 FRC-KITBOT-BB-HDWR
<input type="checkbox"/>	Kitbot	Kitbot box	Transmission Support Plate, Bottom  PN: KITBOT-BBMNT-BOT	2	
<input type="checkbox"/>	Kitbot	Kitbot box	Transmission Support Plate, Top Metal plate  PN: KITBOT-BBMNT-TOP	2	 KITBOT-BBMNT-TOP

**2007 KOP Checklist - SMC PNEUMATICS BAG**


Container	Bag	Part Description & Number	Qty	Photo
<input type="checkbox"/>	SMC Pneumatics Bag	Pneumatics fittings bag  Flow Control  PN: NAS2201F-N01-07S	6	
<input type="checkbox"/>	SMC Pneumatics Bag	Pneumatics fittings bag  Straight fitting 1/4" Tube  PN: KQH07-34S	10	
<input type="checkbox"/>	SMC Pneumatics Bag	Pneumatics fittings bag  90 Elbow fitting 90 Elbow 1/4" Tube x 1/8" NPT (black or white)  PN: KQL07-34S	5	
<input type="checkbox"/>	SMC Pneumatics Bag	Pneumatics fittings bag  Straight fitting Straight fitting 1/4" NPT  PN: KQH07-35S	10	
<input type="checkbox"/>	SMC Pneumatics Bag	Pneumatics fittings bag  Fitting, Tee-Union Tee Union; 1/4" tube  PN: KQT07-00	5	
<input type="checkbox"/>	SMC Pneumatics Bag	Pneumatics fittings bag  Sub Base 1/8" ports  PN: SY3000-27-1T	3	
<input type="checkbox"/>	SMC Pneumatics Bag	Pneumatics fittings bag  Fitting, Straight Male Connector 5/32 tube x 1/8 npt (orange or red)  PN: KQH03-34S	1	

**2007 KOP Checklist - SMC PNEUMATICS BAG**

	Container	Bag	Part Description & Number	Qty	Photo
<input type="checkbox"/>	SMC Pneumatics Bag	Pneumatics fittings bag	Fitting, 90 Elbow Male 90 Elbow 5/32tube x 1/8npt (white or black)  PN: KQL03-34S	1	
<input type="checkbox"/>	SMC Pneumatics Bag	Pneumatics fittings bag	Double Solenoid Valve 24V (note: must trade out for 12V coils, also provided)  PN: SY3240-5LOU	2	
<input type="checkbox"/>	SMC Pneumatics Bag	Pneumatics fittings bag	Single Solenoid Valve 24V (note: must trade out for 12V coils, also provided)  PN: SY114-6LOZ	1	
<input type="checkbox"/>	SMC Pneumatics Bag	Pneumatics fittings bag	12V coils (to replace 24V coils on 12V, includes hardware)  PN: SY114-6LOZ	5	
<input type="checkbox"/>	SMC Pneumatics Bag	Pneumatics fittings bag	Solenoid valve leads  PN: SY100-30-4A	5	



**2007 KOP Checklist - GEAR TOOTH SENSOR ENVELOPE**

	Container	Bag	Part Description & Number	Qty	Photo
<input type="checkbox"/>	<b>Gear Tooth Sensor Envelope</b>	N/A	Gear tooth sensors  PN:	2	

**2007 KOP Checklist - BY REQUEST**

	Container	Bag	Part Description & Number	Qty	Photo
<input type="checkbox"/>	By Request	N/A	Yaw Rate Gyro & Dual Axis Request due by 1/19/07 per email blast  PN:	1	