



2008 KOP Checklist

	Container	Bag	Part Description & Number	Qty	Photo
<input type="checkbox"/>	Black Tote	Brass fittings bag	Brass bag PN: PKT12326	1	
<input type="checkbox"/>	Black Tote	Gates pack	PowerGrip GT2 belt 5mm pitch PN: 5MR-1150-09	2	
<input type="checkbox"/>	Black Tote	Gates pack	PowerGrip GT2 belt 5mm pitch PN: 5MR-500-09	2	
<input type="checkbox"/>	Black Tote	Gates pack	PowerGrip GT2 belting, long length 5mm pitch, 10 ft PN: LL-5MR-09	1	
<input type="checkbox"/>	Black Tote	Gates pack	Supporting sprocket PN: P16-5M-09AL	2	
<input type="checkbox"/>	Black Tote	Gates pack	Larger Supporting sprocket PN: P32-5M-09AL	2	
<input type="checkbox"/>	Black Tote	Gates pack	Largest Supporting sprocket PN: P72-5M-09AL	1	






2008 KOP Checklist

	Container	Bag	Part Description & Number	Qty	Photo
<input type="checkbox"/>	Black Tote	igus bag	Energy Chain Cable Carrier 3ft long PN: 045-10-018-0	1	
<input type="checkbox"/>	Black Tote	igus bag	Energy Chain Mounting Bracket Set PN: 0450-10-12	1	
<input type="checkbox"/>	Black Tote	igus bag	DryLin S Aluminum Shaft 24" Hard Anodized PN: AWI-10	2	
<input type="checkbox"/>	Black Tote	igus bag	DryLin S Aluminum Shaft 24" Hard Anodized PN: AWI-16	2	
<input type="checkbox"/>	Black Tote	igus bag	igubal Rod End Bearing PN: EBRI-10R	2	
<input type="checkbox"/>	Black Tote	igus bag	igubal Flange Bearing PN: EFOI-10	2	
<input type="checkbox"/>	Black Tote	igus bag	iglide J Flange Bearing PN: JFI-1618-16	4	








2008 KOP Checklist

	Container	Bag	Part Description & Number	Qty	Photo
<input type="checkbox"/>	Black Tote	igus bag	iglide J Sleeve Bearing PN: JSI-1618-16	4	
<input type="checkbox"/>	Black Tote	igus bag	igubal Rod End Bearing PN: KBRI-16	2	
<input type="checkbox"/>	Black Tote	igus bag	igubal Pillow Block Bearing PN: KSTI-16	2	
<input type="checkbox"/>	Black Tote	igus bag	iglide clip bearing PN: MCI-06-02	2	
<input type="checkbox"/>	Black Tote	igus bag	iglide M250 Thrust Washer PN: MTI-16	4	
<input type="checkbox"/>	Black Tote	igus bag	DryLin N Linear Guide System PN: NK02-40-2-610	1	
<input type="checkbox"/>	Black Tote	igus bag	DryLin R Solid Plastic Bearing PN: RJI-01-16	2	



2008 KOP Checklist

Container	Bag	Part Description & Number	Qty	Photo
<input type="checkbox"/>	Black Tote	Loose Quick-Disconnect Battery Connector #6 wire pair, red & black, 12" tail PN: 6331G1	4	
<input type="checkbox"/>	Black Tote	Loose Aluminum extrusion PN: 0-132-2020	2	
<input type="checkbox"/>	Black Tote	Loose Accumulator Volume tank, 2" bore by 6" long PN: AVT-32-16	2	
<input type="checkbox"/>	Black Tote	Loose Zip tie, 35" long, reusable PN:	2	
<input type="checkbox"/>	Black Tote	Loose Terminal Lugs 6-14 ga solderless lug, mechanical PN: KPA4C	8	
<input type="checkbox"/>	Black Tote	Loose Terminal Lugs 6-14 ga solderless lug, compression, copper PN: YA6C	8	
<input type="checkbox"/>	Black Tote	Loose FisherPrice Gearbox #7, 9 tooth PN:	2	

2008 KOP Checklist

Container	Bag	Part Description & Number	Qty	Photo
<input type="checkbox"/>	Black Tote	Loose FisherPrice Motor 12VDC w/ 19 tooth pinion PN: 9015	2	
<input type="checkbox"/>	Black Tote	Loose Pnuematic tubing (1/4 OD x 0.160 ID) x 50' length PN:	1	
<input type="checkbox"/>	Black Tote	Loose Lead Screw w/ nut PN: BZ8050T X 13"	1	
<input type="checkbox"/>	Black Tote	Loose Pool Noodle Sample bumper material PN:	1	
<input type="checkbox"/>	Black Tote	Loose 2.5" CIM Motor 12V DC, 2.5" diameter PN: FR801-001	2	
<input type="checkbox"/>	Black Tote	Loose Wheel Bearings, R8 1/2" ID, 1 1/8" OD PN:	8	
<input type="checkbox"/>	Black Tote	Loose Black Tote 27" x 17" x 12", Attached lid PN: DC2717-12	1	

2008 KOP Checklist

Container	Bag	Part Description & Number	Qty	Photo
<input type="checkbox"/>	Black Tote	Loose Output sprocket #35, 15 Tooth, 1/2" bore, 1/8" keyway PN: 36684974	2	
<input type="checkbox"/>	Black Tote	Loose Wheel sprocket, 22 tooth #35, 22 tooth, #10 mntg holes in a 1.875" D circle PN: 79203709	2	
<input type="checkbox"/>	Black Tote	Loose Coupler, Denso motor black, injection molded plastic, 6 tooth PN: Denso-6	1	
<input type="checkbox"/>	Black Tote	Loose Coupler, Keyang motor, 12 tooth PN: Keyang-12	2	
<input type="checkbox"/>	Black Tote	Loose Coupler, Keyang motor, 9 tooth PN: Keyang-9	1	
<input type="checkbox"/>	Black Tote	Loose DIN rail 1/2 meter PN: 199-DR1	1	
<input type="checkbox"/>	Black Tote	Loose Trackball bladder Gym ball, 120cm, grey, 2500g, Anti-burst, PMS#427 PN:	1	







2008 KOP Checklist

Container	Bag	Part Description & Number	Qty	Photo
<input type="checkbox"/>	Black Tote	Loose Battery Charger 12V, 6Amp automatic PN: SC-600A	1	
<input type="checkbox"/>	Black Tote	Loose Bumper fabric sample 1000 denier, Cordura Plus, 2"x4" PN:	1	
<input type="checkbox"/>	Black Tote	Loose Trackball shell (red or blue) Nylon, 420 Denier, heavy duty zipper w/ talon pocket PN:	1	
<input type="checkbox"/>	Black Tote	Loose Taigene Window Motor PN: 16640238	1	
<input type="checkbox"/>	Black Tote	MSC packet Master Link for Chain #35 Link PN:	2	
<input type="checkbox"/>	Black Tote	MSC packet Towels, disposable PN:	1	
<input type="checkbox"/>	Black Tote	Rockwell Automation bag Center jumper PN: 1492-CJJ12-4	2	

2008 KOP Checklist

Container	Bag	Part Description & Number	Qty	Photo
<input type="checkbox"/>	Black Tote	Rockwell Automation bag End anchor PN: 1492-EAHJ35	3	
<input type="checkbox"/>	Black Tote	Rockwell Automation bag End barrier PN: 1492-EBJ16	2	
<input type="checkbox"/>	Black Tote	Rockwell Automation bag Terminal Block, black PN: 1492-J16-BL	4	
<input type="checkbox"/>	Black Tote	Rockwell Automation bag Terminal Block, red PN: 1492-J16-RE	4	
<input type="checkbox"/>	Black Tote	SMC Box Gear Tooth Sensor boards Two-wire True Zero Speed Miniature Differential Peak-Detecting w/ PN: ATS642LSH	2	
<input type="checkbox"/>	Black Tote	SMC Box Accelerometer board Precision +/- 1.7g Dual Axis iMEMS PN: ADXL204X	1	
<input type="checkbox"/>	Black Tote	SMC Box Gyro boards Yaw rate gyro w/ signal conditioning PN: ADXRS150	1	

2008 KOP Checklist

Container	Bag	Part Description & Number	Qty	Photo
<input type="checkbox"/>	Black Tote	SMC Box Compact fan (mini) 12 Vdc PN: 412	6	
<input type="checkbox"/>	Black Tote	SMC Box Solenoid valve 12V DC solenoid single valve PN: 13026684	1	
<input type="checkbox"/>	Black Tote	SMC Box FisherPrice Gearmotor hardware PN:	4	
<input type="checkbox"/>	Black Tote	SMC Box Microswitch PN: V7-2B17D8-048	2	
<input type="checkbox"/>	Black Tote	SMC Box Teflon tape roll, 1/4" x 520' PN:	1	
<input type="checkbox"/>	Black Tote	SMC Box Latex Tubing 1/4" ID x 3/8" OD x 5' L PN: 5234k44	2	
<input type="checkbox"/>	Black Tote	SMC Box Vibration Isolators PN: SMB003-0100-2	3	

2008 KOP Checklist

Container	Bag	Part Description & Number	Qty	Photo
<input type="checkbox"/>	Black Tote	SMC Box Motor PN: RS385PH-18110	2	
<input type="checkbox"/>	Black Tote	SMC Box Secondary Regulator PN: 101-3002-1	1	
<input type="checkbox"/>	Black Tote	SMC Box Secondary Regulator Bracket Mounting bracket PN: 13536	1	
<input type="checkbox"/>	Black Tote	SMC Box Pressure Switch Opens 115psi; Closes 95psi PN: SM-2B-115R/443	1	
<input type="checkbox"/>	Black Tote	SMC Box Relief Valve 120 psi relief valve PN: 16-004-011	1	
<input type="checkbox"/>	Black Tote	SMC Box Pressure Gauge 1/8" NPT, 0 - 160 psi PN: 18-013-212	1	
<input type="checkbox"/>	Black Tote	SMC Box Main Regulator Mounting Kit Bracket and Nut PN: 18-025-003	1	








2008 KOP Checklist

Container	Bag	Part Description & Number	Qty	Photo
<input type="checkbox"/>	Black Tote	SMC Box Main Regulator, adjustable PN: R07-100-RNEA	1	
<input type="checkbox"/>	Black Tote	SMC Box Fitting, Straight Male Connector 5/32tube x 1/8npt (orange or red) PN: KQ2H03-34S	1	
<input type="checkbox"/>	Black Tote	SMC Box Straight fitting 1/4" Tube PN: KQ2H07-34S	10	
<input type="checkbox"/>	Black Tote	SMC Box Straight fitting Straight fitting 1/4" NPT PN: KQ2H07-35S	10	
<input type="checkbox"/>	Black Tote	SMC Box Fitting, 90 Elbow Male 90 Elbow 5/32tube x 1/8npt (white or black) PN: KQ2L03-34S	1	
<input type="checkbox"/>	Black Tote	SMC Box 90 Elbow fitting 90 Elbow 1/4" Tube x 1/8" NPT (black or white) PN: KQ2L07-34S	5	
<input type="checkbox"/>	Black Tote	SMC Box Fitting, Tee-Union Tee Union;1/4 " tube PN: KQ2T07-00	5	





2008 KOP Checklist

Container	Bag	Part Description & Number	Qty	Photo
<input type="checkbox"/>	Black Tote	SMC Box Flow Control PN: NAS2201F-N01-07S	6	
<input type="checkbox"/>	Black Tote	SMC Box Sub Base 1/8" ports PN: SY3000-27-1T	3	
<input type="checkbox"/>	Black Tote	SMC Box Single Solenoid Valve 12V PN: SY3140-6H-S	1	
<input type="checkbox"/>	Black Tote	SMC Box Double Solenoid Valve 12V PN: SY3240-6H-S	2	
<input type="checkbox"/>	Black Tote	SMC Box Pressure Gauge 1/8" NPT, 0 - 160 psi PN: 9690242	1	
<input type="checkbox"/>	Black Tote	Terminal bag Terminals (for keyang motor) PN: 12015860	4	
<input type="checkbox"/>	Black Tote	Terminal bag Terminal housing PN: 12064749	1	








2008 KOP Checklist

	Container	Bag	Part Description & Number	Qty	Photo
<input type="checkbox"/>	Black Tote	Terminal bag	Quick Disconnect, female 22-18ga, .250d, FASTON PN: 2-520407-2	6	
<input type="checkbox"/>	Black Tote	Terminal bag	Quick Disconnect, female 16-14ga, .250d, FASTON PN: 3-520408-2	4	
<input type="checkbox"/>	Black Tote	Terminal bag	Ring Terminal PIDG, #6 stud, 16-14AWG PN: 320619	6	
<input type="checkbox"/>	Black Tote	Terminal bag	Ring Terminal PIDG, #6 stud, 24-20AWG PN: 323986	10	
<input type="checkbox"/>	Black Tote	Terminal bag	Ring Terminal 12-10ga Ring Lugs, PIDG PN: 35149	20	
<input type="checkbox"/>	Black Tote	Terminal bag	Ring Terminal PIDG, #6 stud, 22-16 AWG PN: 36149	6	
<input type="checkbox"/>	Black Tote	Terminal bag	Quick Disconnect, female 10-12ga, .250d, FASTON PN: 4-520448-2	12	

2008 KOP Checklist

	Container	Bag	Part Description & Number	Qty	Photo
<input type="checkbox"/>	Black Tote	Terminal bag	Quick Disconnect, male 12-10ga, .250d PN: 4-521098-2	14	
<input type="checkbox"/>	Black Tote	Terminal bag	Ring Terminal #6ga- 1/4" stud, Plasti-Grip PN: 52042-3	4	
<input type="checkbox"/>	Black Tote	Terminal bag	Ring Terminal #6ga- #10 stud, Plasti-Grip PN: 52043-2	6	
<input type="checkbox"/>	Black Tote	Terminal bag	Ring Terminal #6ga- 3/8" stud, Plasti-Grip PN: 52264-1	6	

2008 KOP Checklist

Container	Bag	Part Description & Number	Qty	Photo
<input type="checkbox"/>	Grey Tote	AutomationDirect pack IEC Rotary Limit Switch PN: AAP2T51Z11	1	
<input type="checkbox"/>	Grey Tote	AutomationDirect pack Terminal blocks 12 pole w/ wire protector PN: BM-M092CS	2	
<input type="checkbox"/>	Grey Tote	Battery Box Battery 12 volt, 18 AH, Non-Spillable PN: ES17-12	2	
<input type="checkbox"/>	Grey Tote	Loose Joystick , Analog AVB Top Shot Analog PN: GC-1000FR	2	
<input type="checkbox"/>	Grey Tote	Loose Grey wheel 6" diameter, durometer = 85, coefficient of friction ~0.8 PN:	4	
<input type="checkbox"/>	Grey Tote	Loose Battery Connector Safety Plug PN: AM-0075	8	
<input type="checkbox"/>	Grey Tote	Loose Wire, 6AWG, Black 10', #6 AWG, Black PN: M3391-101	1	


2008 KOP Checklist

Container	Bag	Part Description & Number	Qty	Photo
<input type="checkbox"/>	Grey Tote	Loose Wire, 6AWG, Red 10', #6 AWG, Red PN: M3391-102	1	
<input type="checkbox"/>	Grey Tote	Loose Denso Window Motor 12V DC, RH or LH PN: 262100-3030 or -3040	1	
<input type="checkbox"/>	Grey Tote	Loose Chain #35, 10' length PN: PEEC35RIV	1	
<input type="checkbox"/>	Grey Tote	Loose Compact Fan (Large) 12 Vdc PN: 4112N/12GL-175	2	
<input type="checkbox"/>	Grey Tote	Loose Tie wraps, 4" UNIRAP, 4", black, 100 ct PN: CT18075C	1	
<input type="checkbox"/>	Grey Tote	Loose Tie wraps, 8" UNIRAP, 8", black, 100 ct PN: CT50175C	1	
<input type="checkbox"/>	Grey Tote	Loose Air Compressor 12VDC PN: 405ADC38/12	1	

2008 KOP Checklist

Container	Bag	Part Description & Number	Qty	Photo
<input type="checkbox"/>	Grey Tote	Loose Globe Motor 12Vdc with drive assembly PN: 409A587	2	
<input type="checkbox"/>	Grey Tote	Loose EasyC Pro Software Packet PN:	1	
<input type="checkbox"/>	Grey Tote	Loose Keyang motor, Left or Right PN: 16627960 or 61	1	
<input type="checkbox"/>	Grey Tote	Loose Keyang motor, Right PN: 16631023	1	
<input type="checkbox"/>	Grey Tote	Loose Grey Tote 27" x 17" x 12", Attached lid PN: DC2717-12	1	
<input type="checkbox"/>	Grey Tote	Loose LabVIEW Software, Version 8.5 Full Development System PN: National Instruments	1	
<input type="checkbox"/>	Grey Tote	Toughbox kit 1/8" machine key PN:	2	

2008 KOP Checklist

Container	Bag	Part Description & Number	Qty	Photo
<input type="checkbox"/>	Grey Tote	Toughbox kit 1/4" washer PN: 2994887	2	
<input type="checkbox"/>	Grey Tote	Toughbox kit 1/4-20 x 2 shcs PN: 67212001	8	
<input type="checkbox"/>	Grey Tote	Toughbox kit 2/32 x 3/4 roll pin PN: 67501643	4	
<input type="checkbox"/>	Grey Tote	Toughbox kit 1/4-20 x 1/2 bhcs PN: 67563007	2	
<input type="checkbox"/>	Grey Tote	Toughbox kit 1/4-20 nylock nut PN: 87922035	8	
<input type="checkbox"/>	Grey Tote	Toughbox kit #10-32 x 1/2 shcs PN: 9362336	4	
<input type="checkbox"/>	Grey Tote	Toughbox kit FR6ZZ bearing PN: am-0028	6	




2008 KOP Checklist

Container	Bag	Part Description & Number	Qty	Photo
<input type="checkbox"/>	Grey Tote	Toughbox kit FR8ZZ bearing PN: am-0030	2	
<input type="checkbox"/>	Grey Tote	Toughbox kit 2x2x14mm key PN: am-0032	2	
<input type="checkbox"/>	Grey Tote	Toughbox kit 5/16 clip PN: am-0033	2	
<input type="checkbox"/>	Grey Tote	Toughbox kit Mount Plate PN: Toughbox_d01	2	
<input type="checkbox"/>	Grey Tote	Toughbox kit Shaft Plate PN: Toughbox_d02	2	
<input type="checkbox"/>	Grey Tote	Toughbox kit Output shaft PN: Toughbox_d03	2	
<input type="checkbox"/>	Grey Tote	Toughbox kit Extrusion cover PN: Toughbox_d04	2	

2008 KOP Checklist

Container	Bag	Part Description & Number	Qty	Photo
<input type="checkbox"/>	Grey Tote	Toughbox kit Large Cluster Gear PN: Toughbox_d05	2	
<input type="checkbox"/>	Grey Tote	Toughbox kit Large Output Gear PN: Toughbox_d06	2	
<input type="checkbox"/>	Grey Tote	Toughbox kit Small Hex Shaft PN: Toughbox_d07	2	
<input type="checkbox"/>	Grey Tote	Toughbox kit Small Cluster Gear PN: Toughbox_d08	2	
<input type="checkbox"/>	Grey Tote	Toughbox kit CIM Gear PN: Toughbox_d09	2	
<input type="checkbox"/>	Grey Tote	Toughbox kit Spacer PN: Toughbox_d10	4	
<input type="checkbox"/>	Grey Tote	TSC bag ATC Fuse Panel 6 position PN: 15600-06-21	1	

2008 KOP Checklist

	Container	Bag	Part Description & Number	Qty	Photo
<input type="checkbox"/>	Grey Tote	TSC bag	ATC Fuse Panel 12 position PN: 15600-12-21	1	
<input type="checkbox"/>	Grey Tote	TSC bag	Circuit Breaker 120A, Automotive style PN: CB3-SM-120	1	
<input type="checkbox"/>	Grey Tote	TSC bag	Maxi Style Fuse Block Gold Plated, 4 position PN: JEF-531D	1	




2008 KOP Checklist

Container	Bag	Part Description & Number	Qty	Photo
<input type="checkbox"/>	E-kit	Backup battery bag Backup Battery 7.2V NiCad PN:	1	
<input type="checkbox"/>	E-kit	Control System LED Flasher PN:	1	
<input type="checkbox"/>	E-kit	Control System Wall Adapter - OI AC/DC Adapter 9 Vdc PN: AC-ADAPTOR-OI	1	
<input type="checkbox"/>	E-kit	Control System 9-Pin Cable (F/F), Tether DB9 Female/Female, 6', Shielded PN: CABLE-DB9-6FT-FF	1	
<input type="checkbox"/>	E-kit	Control System 9-Pin Cable (M/F) (Black) DB9 M/F, 6', Shielded PN: CABLE-DB9-6FT-MF	3	
<input type="checkbox"/>	E-kit	Control System PWM/Relay Cable Hitec/JR-style, 36" Long PN: CABLE-PWM-36	8	
<input type="checkbox"/>	E-kit	Control System PWM/Relay Y Cable Hitec/JR-style, 24" Long PN: CABLE-PWM-Y	2	








2008 KOP Checklist

Container	Bag	Part Description & Number	Qty	Photo
<input type="checkbox"/>	E-kit	Control System Circuit Breaker Bag 20Ax4, 30Ax2, 40Ax4 PN: CB-20A, CB-30A, CB-40A	1	
<input type="checkbox"/>	E-kit	Control System Speed Controller (Victor 884) VICTOR-884-12-12 PN: FR-VIC884	4	
<input type="checkbox"/>	E-kit	Control System Radio Modem for Operator Interface RS-422, 9 pin M, metal antenna PN: IFI-OI-RADIO-A	1	
<input type="checkbox"/>	E-kit	Control System Radio Modem for Robot Controller RS-422, 9 pin M PN: IFI-RC-RADIO-A	1	
<input type="checkbox"/>	E-kit	Control System Operator Interface Unit PN: ROBOT-OI	1	
<input type="checkbox"/>	E-kit	Control System Robot Controller Unit PN: ROBOT-RC	1	
<input type="checkbox"/>	E-kit	Control System Relay Module (Spike) 12V, 20A Max PN: SPIKE-RELAY-H	4	


2008 KOP Checklist

	Container	Bag	Part Description & Number	Qty	Photo
<input type="checkbox"/>	E-kit	Control System	backup battery adapter PN: TBD	1	
<input type="checkbox"/>	E-kit	Control System	backup battery charger PN: TBD	1	
<input type="checkbox"/>	E-kit	Control System	MPLAB CBOT Compiler MicroChip Software PN: C-BOT-COMPILER	1	


2008 KOP Checklist

	Container	Bag	Part Description & Number	Qty	Photo
<input type="checkbox"/>	Kitbot	Kitbot box	Transmission mount - top PN:	2	
<input type="checkbox"/>	Kitbot	Kitbot box	Transmission mount - bottom PN:	2	
<input type="checkbox"/>	Kitbot	Kitbot box	Hardware Kit Misc Hardware PN: FRC-KITBOT-HDWR-A	1	
<input type="checkbox"/>	Kitbot	Kitbot box	Hardware Kit Misc Hardware PN: FRC-KITBOT-HDWR-B	1	
<input type="checkbox"/>	Kitbot	Kitbot box	Bumper, C-Channel Metal C-Channel, 37" PN: KITBOT-BUMPER	2	
<input type="checkbox"/>	Kitbot	Kitbot box	End Cap U-shaped C-Channel PN: KITBOT-ENDCAP	4	
<input type="checkbox"/>	Kitbot	Kitbot box	Main Chassis Rail Rail PN: KITBOT-RAIL	4	

2008 KOP Checklist

	Container	Bag	Part Description & Number	Qty	Photo
<input type="checkbox"/>	Kitbot	Kitbot box	Chassis Stiffener Angle Bracket, 6" PN: KITBOT-STIFFENER	4	

2008 KOP Checklist

	Container	Bag	Part Description & Number	Qty	Photo
<input type="checkbox"/>	Extra	N/A	Motor, RS-540 PN:	1	
<input type="checkbox"/>	Extra	N/A	Motor, RS-550 PN:	1	