

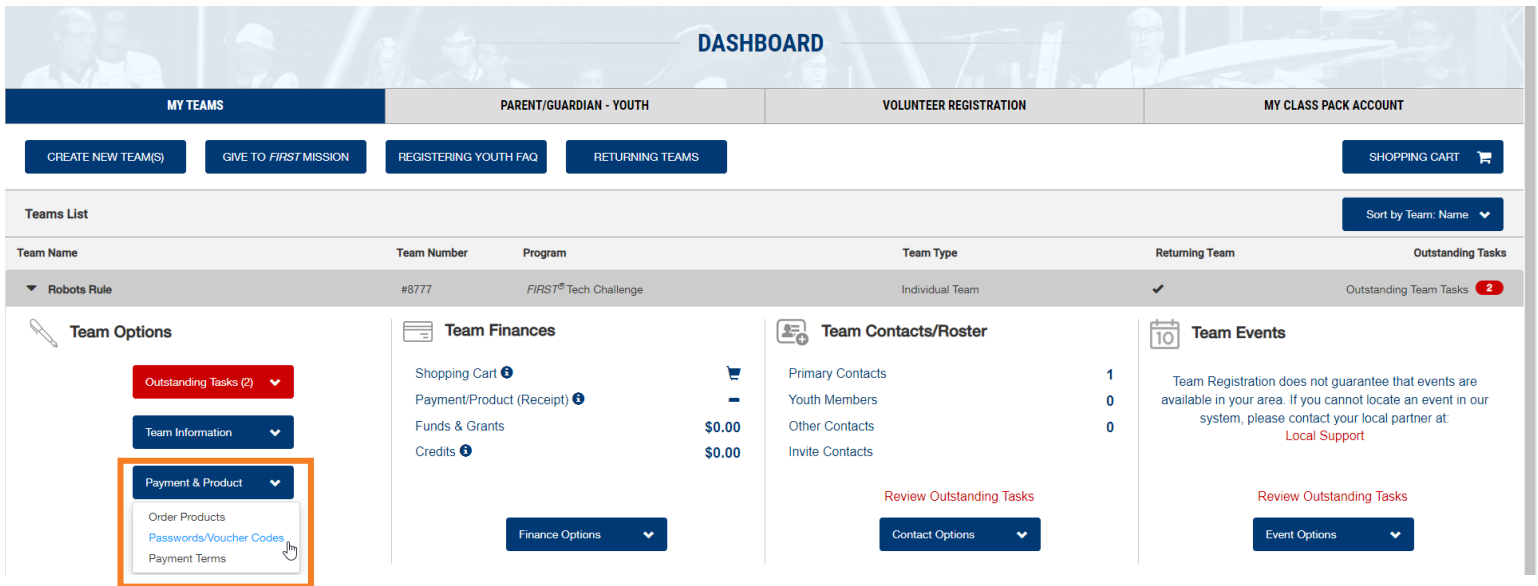
Official Game Q&A Forum Instructions

The Official Game Q&A Forum is a place where teams can ask questions and receive official answers about the game rules, robot rules, advancement criteria, and judging. The forum is moderated by *FIRST* Tech Challenge experts. In order to post to the Game Q&A Forum, you'll have to use an official FTC Team account. These accounts start with the letters FTC and are followed by your team number, for example: **FTC01234**

Anyone can create a general account to view the forum, however only official FTC team accounts may ask questions.

How to Access Username and Password

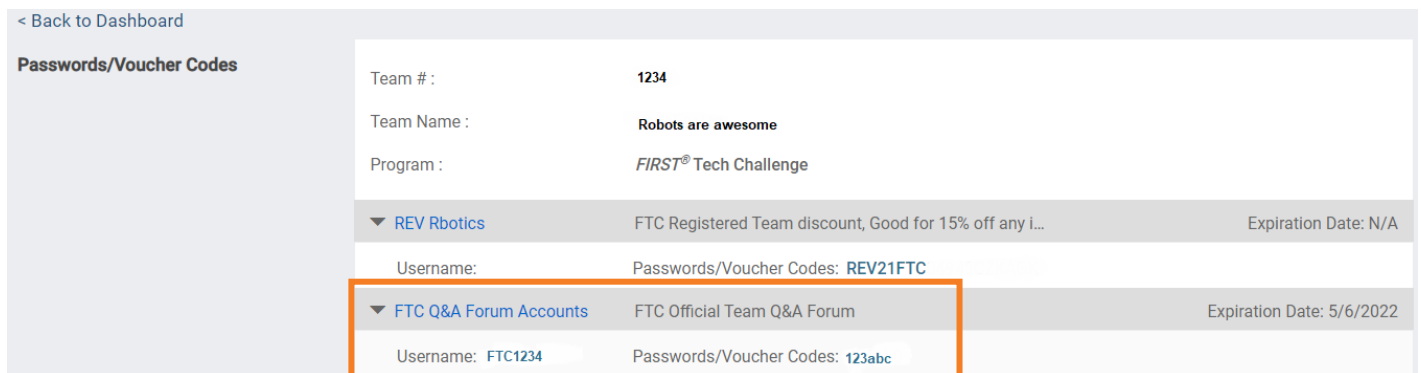
1. Log into your www.firstinspires.org dashboard.
2. From the main screen, click the "Payment and Product" dropdown. Then click "Passwords/Voucher Codes".



The screenshot shows the dashboard with a 'Payment & Product' dropdown menu highlighted in an orange box. The dropdown menu contains the following options:

- Order Products
- Passwords/Voucher Codes
- Payment Terms

3. The username and password is listed under "FTC Q&A Forum Accounts".

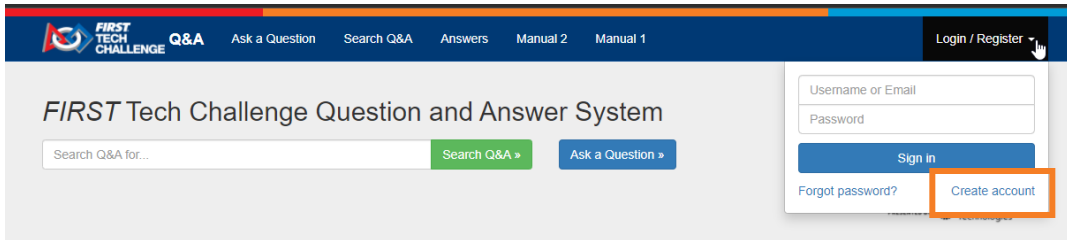


The screenshot shows the 'Passwords/Voucher Codes' page with the 'FTC Q&A Forum Accounts' section highlighted in an orange box. The page displays the following information:

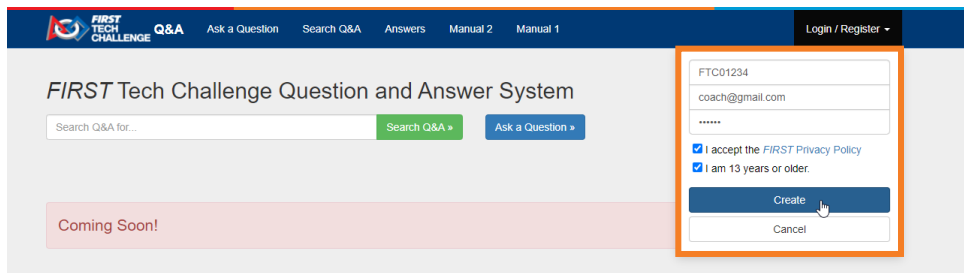
Team # :	1234
Team Name :	Robots are awesome
Program :	FIRST® Tech Challenge
▼ REV Robotics	FTC Registered Team discount, Good for 15% off any i... Expiration Date: N/A
Username:	Passwords/Voucher Codes: REV21FTC
▼ FTC Q&A Forum Accounts	FTC Official Team Q&A Forum Expiration Date: 5/6/2022
Username: FTC1234	Passwords/Voucher Codes: 123abc

Accessing the Forum

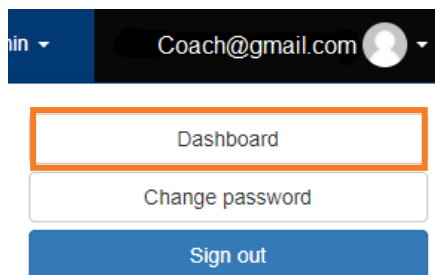
1. Click the following link to access the forum home page: <https://ftc-qa.firstinspires.org/>
2. When logging in for the first time, select "Create Account".



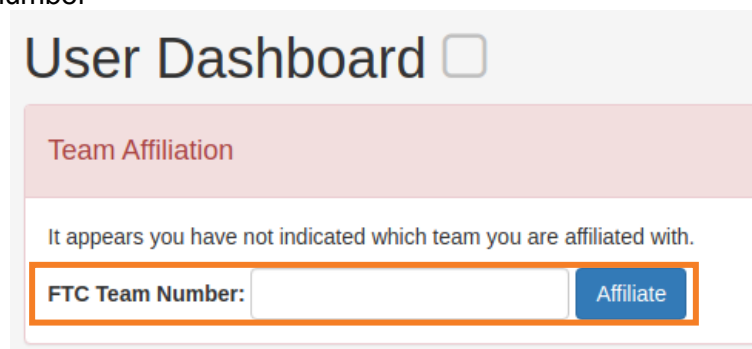
3. Log in or create and account using any username and password. You will need to accept the *FIRST* Privacy Policy and check that you are 13 years or older.



4. Once logged in, navigate to the user dashboard by clicking on your username, then the dashboard button.



5. Enter you FTC team number



- Enter the authorization code found in step 2 into the Auth Code field.

User Dashboard

QA Authorization

It appears that no member of your team has activated question asking.

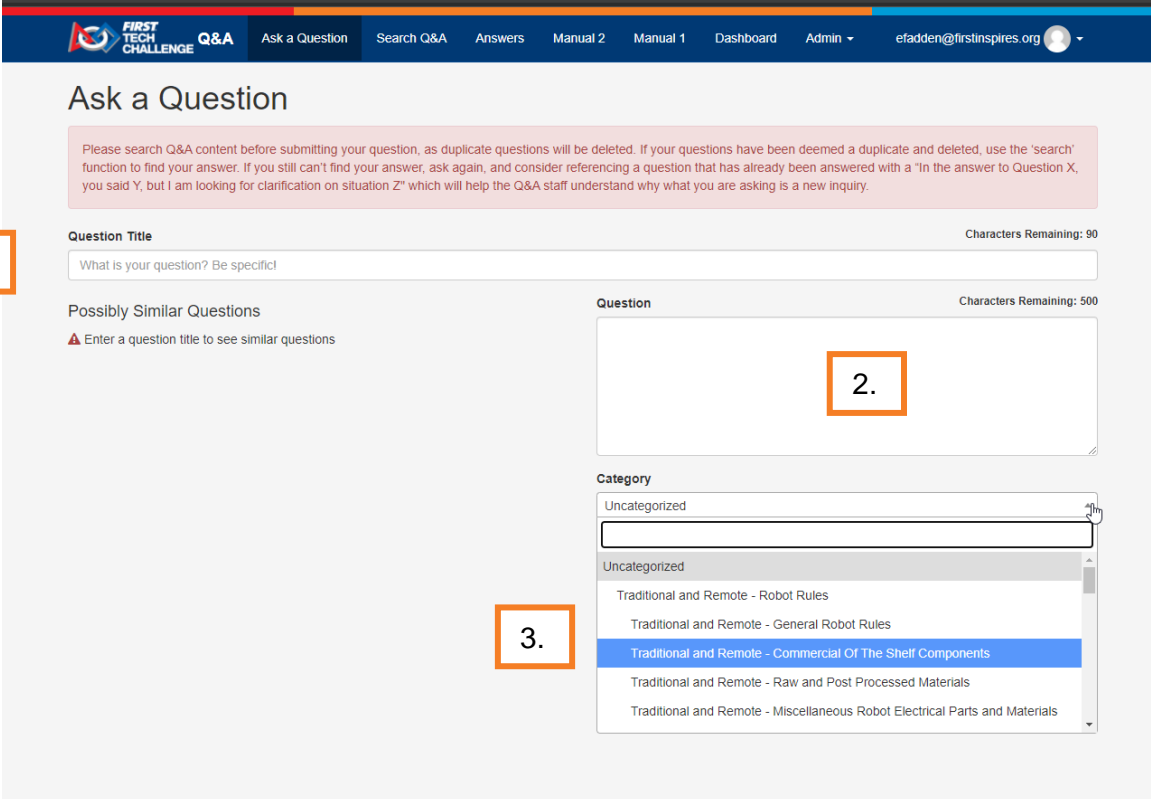
FTC Team Number: 12345

To enable asking questions from your account enter your activation code below:

Auth Code: Verify Authorization

Posting Questions to the Forum

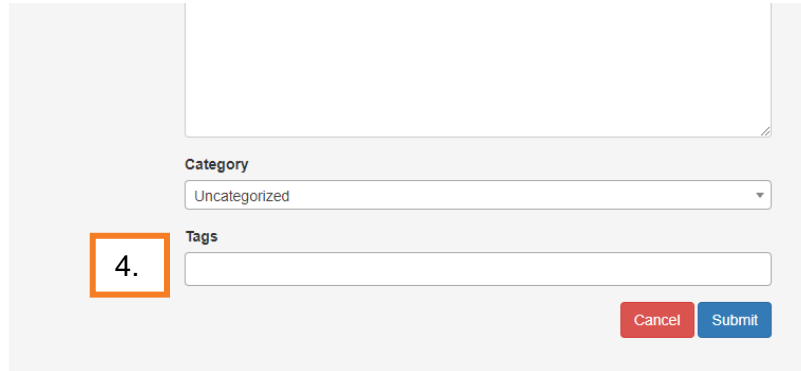
Before posting a question in the forum, please make sure you have read both the Game Manuals Part 1 and 2.



The screenshot shows the 'Ask a Question' interface. At the top, there is a navigation bar with the FIRST Tech Challenge logo and several menu items: 'Ask a Question', 'Search Q&A', 'Answers', 'Manual 2', 'Manual 1', 'Dashboard', and 'Admin'. A user profile for 'efadden@firstinspires.org' is shown in the top right corner. Below the navigation bar, the main heading is 'Ask a Question'. A pink informational box provides instructions on how to search for existing questions. The form itself consists of three main sections: 1. 'Question Title' with a text input field and a 'Characters Remaining: 90' indicator. 2. 'Possibly Similar Questions' with a warning icon and the text 'Enter a question title to see similar questions'. 3. 'Question' with a large text area and a 'Characters Remaining: 500' indicator. Below the question text area is a 'Category' dropdown menu with a scrollable list of options: 'Uncategorized', 'Traditional and Remote - Robot Rules', 'Traditional and Remote - General Robot Rules', 'Traditional and Remote - Commercial Of The Shelf Components' (which is highlighted in blue), 'Traditional and Remote - Raw and Post Processed Materials', and 'Traditional and Remote - Miscellaneous Robot Electrical Parts and Materials'.

- Create a title for your question, being specific as possible. If your question has already been asked, or a similar question has been asked, the question will show underneath the title. Please make sure to read the similar questions to determine if your question has already been answered.
- Type your question in the box. There is a 500-character limit per question. Only submit one question at a time.
- Select a category for your question. Note that there are separate categories for remote and traditional gameplay.

- Optional – You can select a tag that corresponds with your question. For example, if your question is about advancement, you could select ADVANCEMENT from the dropdown list.



A screenshot of a web form for submitting a question. The form includes a large text input field at the top. Below it is a 'Category' dropdown menu with 'Uncategorized' selected. Underneath is a 'Tags' input field, which is highlighted with an orange square and contains the number '4.'. At the bottom right of the form are two buttons: 'Cancel' (red) and 'Submit' (blue).

Once you submit your question, the question will be sent to our moderation queue to be answered by our game experts.